



川源（中国）机械有限公司
GSD Industrial Co.,Ltd.



GreatOrientalTrading
www.gotrading.co.th



@gotrading



GreatOrientalTrading



097-3619703



GSD SERIES

带式脱水机

GSD SERIES belt filter press

GSD SERIES 带式脱水机

GSD SERIES belt filter press

特点

产品脱水效率高、污泥处理量大，自动连续运行，能耗小，噪声低，结构简单，半封闭构造，维修方便；本机操作简单，易懂，易学，一般工作人员经过短时间学习，即可掌握整个运行操作过程。

用途

- 各种工业废水污泥脱水处理。
- 屠宰、畜牧业污泥脱水处理。
- 都市下水道、水肥、净水厂污泥脱水处理。
- 食品、化工、矿业等各种工业过程中固/液分离脱水处理。

Features

High-efficiency of products dehydration, a large quantity of sludge treatment, automatic operation, low power consumption, low noise, simple structure, semi-enclosed structure, easy maintenance; this machine is simple, easy to understand, easy to learn, the common operators could run the whole process after a short period of time training.

Application

- The sludge dewatering of the various industrial waste water treatment plants.
- The sludge dewatering of the butchery, livestock, etc.
- The sludge dewatering of the city sewer, excretion, water purifying, etc. Sewage treatment plants.
- Solid and liquid separate under processing for the food & beverage, chemical industry, mine, etc.

污泥脱水处理效果图 Treating beneficial sketch



脱水前的污泥水
The Slurry before dehydrating.

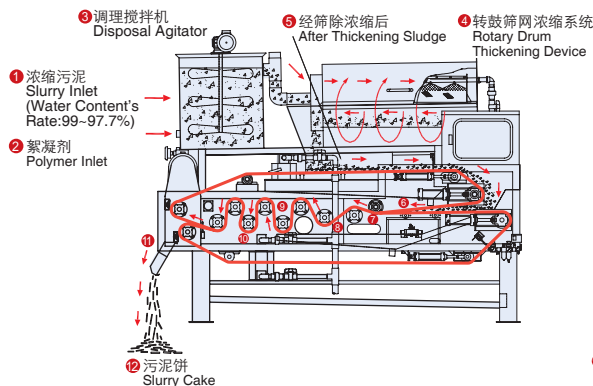


经Polymer加药调理反应后污泥形成胶羽凝结
After chemical disposal and reaction with polymer solution.

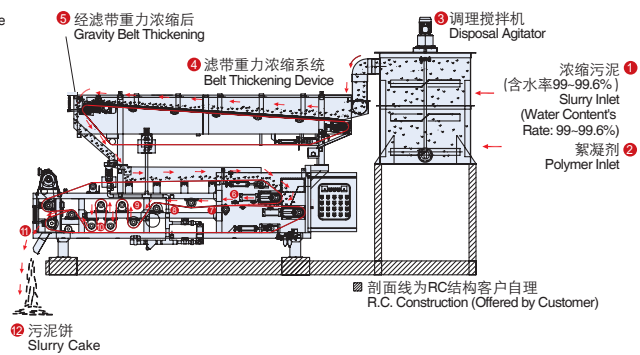


经脱水处理后形成泥饼状
The Slurry Cake after dehydrating.

流程示意图 Treatment flowchart

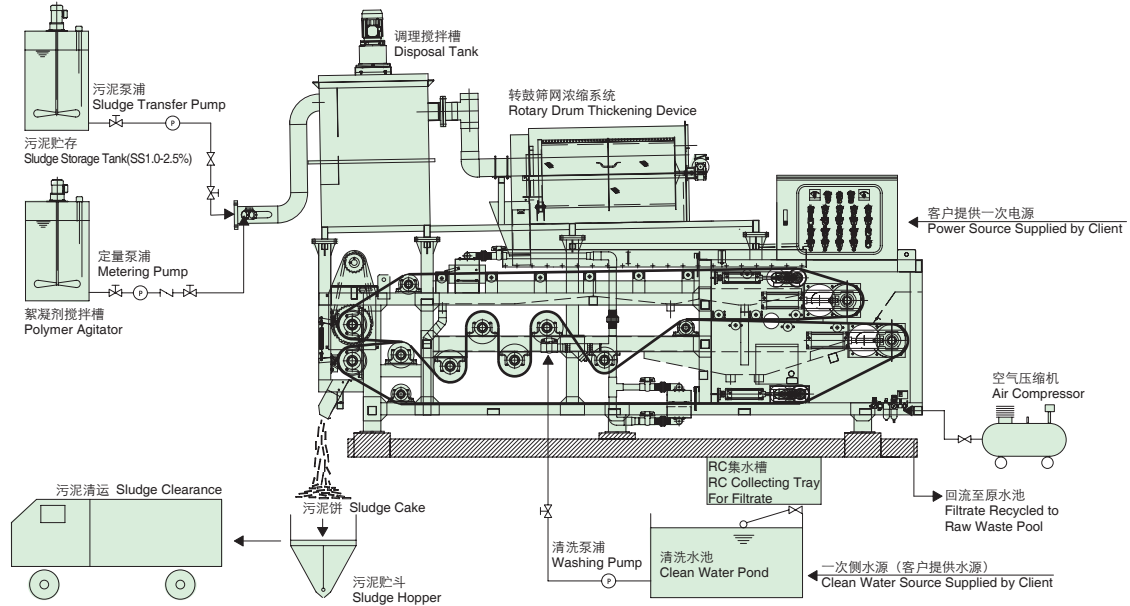


二段式转鼓浓缩带式脱水机
Two-Stage Type Rotary Drum Thickening Belt Filter Presses



二段式滤带浓缩带式脱水机
Two-Stage Type Gravity Belt Thickening Belt Filter Presses

周边附属设备参考图 Allocation schema for peripheral equipment



主要污泥处理参考数据表 The reference data sheet of major waste slurry treatment

产业类别 Sort of Sewage	污泥种类 Type of Slurry	污泥进流浓度 Slurry Inlet Consistency(S.S.%)	絮凝剂消耗量 Polymer Powder Consumption(kg/Ton D.S.)	泥饼含水率 Water Content's Rate of Sludge cake(%)
造纸废水Paper & Pulp Sewage	化学凝集Chemical Slurry	2.0~5.0	2.0~4.0	64~78
	活性污泥Activate Slurry	1.5~3.0	3.0~5.0	75~84
印染废水Printing/Dyeing Sewage	化学凝集Chemical Slurry	1.5~2.5	3.0~5.0	76~84
	活性污泥Activate Slurry	1.0~2.0	4.0~6.0	80~85
皮革废水Leather & Tannery Sewage	化学凝集Chemical Slurry	2.5~4.5	3.0~5.0	74~83
	活性污泥Activate Slurry	1.5~2.5	4.0~6.0	78~85
电镀废水Electro-Plating Sewage	化学凝集Chemical Slurry	1.5~2.5	3.0~5.0	72~84
金属加工废水Metal-Processing Sewage	化学凝集Chemical Slurry	2.0~4.0	3.0~5.0	66~84
石材矿业废水Stone & Mine Sewage	化学凝集Chemical Slurry	5.0~10	3.0~5.0	45~75
食品废水Food & Beverage Sewage	活性污泥Activate Slurry	0.8~1.5	4.0~6.0	78~85
畜牧养殖废水Livestock Sewage	厌氧消化Anaerobic Fermentation	3.0~6.0	5.0~8.0	75~83
屠宰废水Butchery Sewage	综合、剩余Admixture Surplus Slurry	1.0~3.0	4.0~6.0	75~85
	剩余污泥Surplus Slurry	0.8~1.5	4.0~6.0	78~85
城市废水Municipal Sewage	混合污泥Admixture Slurry	1.5~2.5	3.0~5.0	72~85
	消化、剩余Digestion Surplus Slurry	1.0~3.0	4.0~6.0	74~85
净水厂废水Water Purifying Sewage	化学凝集Chemical Slurry	1.5~4.5	3.0~5.0	64~82

化工/电子业废水因参数变化较大请另洽询。
数据来源GB-1500L(仅供参考)。
以上数据会因污泥成份不同而有所改变。


Chemical/electronic industry sewage have the multiple factors or parameters, pls contact us directly.
The tested data are from model GB-1500L (For reference only).
The above data could vary as per different sludge contents.

污泥脱水实例 Sludge dewatering examples



单/双滤带式GD1/GD2/GAN系列（高浓度使用） Single/double-belt type GD1/GD2/GAN series (Suitable for high consistency)

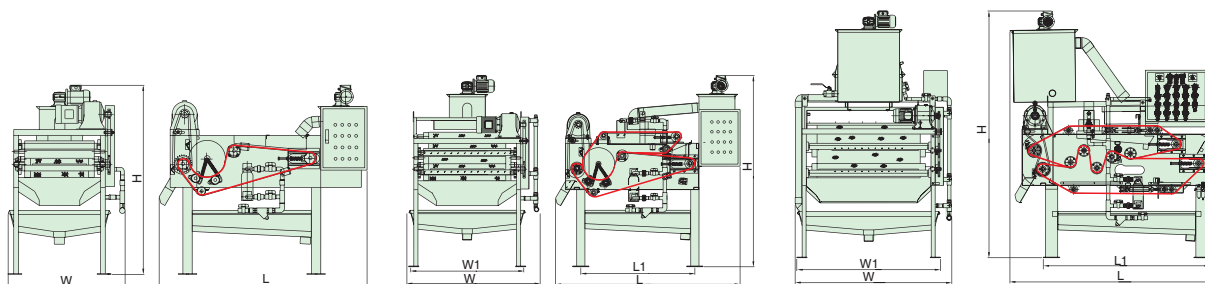
GD1



GD2



GAN



性能规格配备及尺寸表

Technical data & external dimensions of belt presses

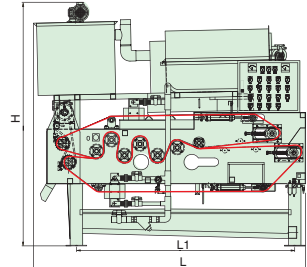
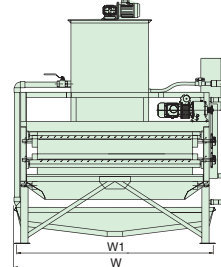
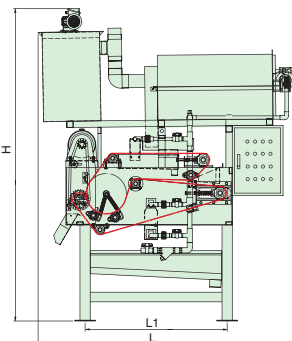
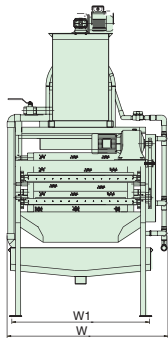
型号 Model	型式 Type	滤带宽度 Belt width (mm)	进入浓度 Inlet consistency (S.S.1.5-2.5%) (需视污泥种类而定) (Depends on the slurry feature)		泥饼含水量 (%) (需视污泥种类而定) Water content's rate (Depends on the slurry feature)	使用功率 Power consumption (hp)		滤液下总排水盘 Lower collecting tray for pressed filtrate	外形参考尺寸 (订购前请索取实际安装尺寸图) External dimension (reference) (mm)			基座尺寸 L1xW1 (mm)	参考重量 Reference weight (kg)
			处理量 Treating capacity (m³/h)	绝干量 Dried sludge (kg.ds/h)		滤带驱动力 Driving motor (fixed speed)	调理搅拌机 Disposal agitator motor		L	W	H		
GD1-500K	单滤带 Single belt	500	0.05-0.4	0.8-6	77-85	1/4	1/4	有Yes	1680	950	1300	880X750	280
GD1-500	单滤带 Single belt	500	0.1-0.6	1.5-9	77-85	1/2	1/4	有Yes	1830	1050	1650	1110X850	430
GD1-750	单滤带 Single belt	750	0.3-1.0	4.5-15	77-85	1/2	1/4	有Yes	1830	1300	1650	1110X1100	520
GD2-500	双滤带 Double belt	500	0.2-1.2	3-18	75-85	1/2	1/4	有Yes	1830	1050	1900	1110X850	490
GD2-750	双滤带 Double belt	750	0.5-1.8	7.5-27	75-85	1/2	1/4	有Yes	1830	1300	1900	1110X1100	600
GD2-1000	双滤带 Double belt	1000	0.8-2.5	12-38	75-85	1/2	1/4	有Yes	1900	1550	1900	1110X1350	730
GAN-500	双滤带 Double belt	500	0.4-1.5	6-23	73-85	1/2	1/4	有Yes	2000	1050	2400	1460X854	550
GAN-750	双滤带 Double belt	750	0.7-2.5	11-38	73-85	1/2	1/4	有Yes	2000	1300	2400	1460X1104	680
GAN-1000	双滤带 Double belt	1000	1.1-3.6	17-54	73-85	1/2	1/4	有Yes	2000	1550	2400	1460X1354	810

转鼓浓缩/双滤带式GDR/GA系列（高浓度使用） Rotary drum thickening+double-belt type GDR/GA series (Suitable for high consistency)

GDR



GA



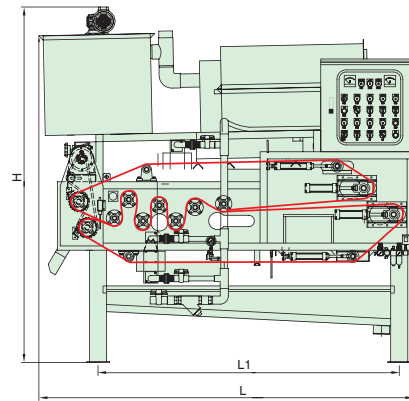
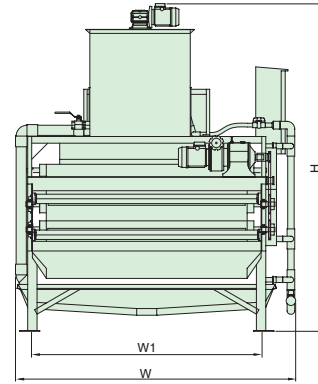
性能规格配备及尺寸表

Technical data & external dimensions of belt presses

型号 Model	滤带宽度 Belt width (mm)	进入浓度 Inlet consistency (S.S.1.5-2.5%) (需视污泥种类而定) (Depends on the slurry feature)		泥饼含水量 (%) (需视污泥种类而定) Water content's rate (Depends on the slurry feature)	使用功率 Power consumption (hp)			滤液下总排水盘 Lower collecting tray for pressed filtrate	外形参考尺寸 (订购前请索取实际安装尺寸图) External dimension (reference) (mm)			基座尺寸 Base dimension L1xW1 (mm)	参考重量 Reference weight (kg)
		处理量 Treating capacity (m³/h)	绝干量 Dried sludge (kg.ds/h)		滤带驱动机 (无段变速) Driving motor (fixed speed)	调理搅拌机 Disposal agitator motor	转鼓浓缩 Rotary drum thickener		L	W	H		
GDR-500	500	1.2-2.2	18-33	72-85	1/2(定速Fixed speed)	1/4	1/4	有Yes	1880	1050	2420	1110X850	590
GDR-750	750	2.0-3.5	30-53	72-85	1/2(定速Fixed speed)	1/4	1/4	有Yes	2050	1300	2420	1110X1100	710
GDR-1000	1000	2.5-4.8	38-72	72-85	1/2(定速Fixed speed)	1/4	1/4	有Yes	2200	1550	2420	1110X1350	860
GA-500	500	2.0-3.3	30-50	66-85	1/2	1/4	1/4	有Yes	2150	1050	2400	1460X854	660
GA-750	750	3.0-5.0	45-75	66-85	1/2	1/4	1/4	有Yes	2250	1300	2400	1460X1104	800
GA-1000	1000	4.0-7.0	63-105	66-85	1/2	1/4	1/4	有Yes	2400	1550	2500	1460X1354	960
GA-1250	1250	5.5-9.5	83-143	66-85	1/2	1/2	1/4	有Yes	2400	1800	2600	1460X1604	1220
GA-1500	1500	7.0-11.5	105-173	66-85	1/2	1/2	1/2	有Yes	2700	2050	2700	1460X1854	1490
GA-1500L	1500	9.5-15.5	143-233	66-85	1/2	3/4	1/2	有Yes	2800	2130	2750	2110X1860	1800
GA-2000	2000	13.5-22.5	203-338	66-85	3/4	3/4	3/4	无None	2900	2630	2650	2110X2360	2200



转鼓浓缩/双滤带式GB系列（高浓度使用）
 Rotary drum thickening+double-belt type GB series
 (Suitable for high consistency)

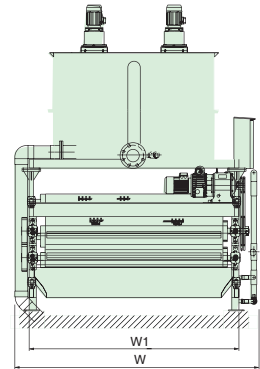


性能规格配备及尺寸表

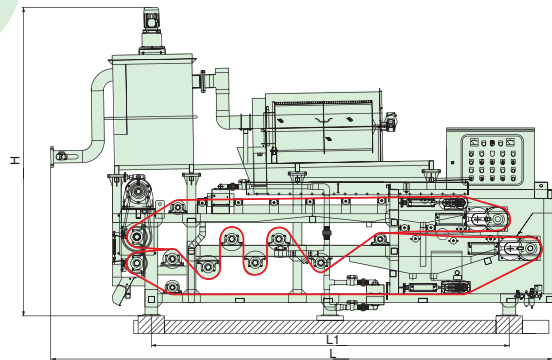
Technical data & external dimensions of belt presses

型号 Model	滤带宽度 Belt width (mm)	进入浓度 Inlet consistency (S.S.1.5-2.5%) (需视污泥种类而定) (Depends on the slurry feature)		泥饼含水量 (%) (需视污泥种类而定) Water content's rate (Depends on the slurry feature)	使用功率 Power consumption (hp)			滤液下总排水盘 Lower collecting tray for pressed filtrate	外形参考尺寸 (订购前请索取实际安装尺寸图) External dimension (reference) (mm)			基座尺寸 Base dimension L1xW1 (mm)	参考重量 Reference weight (kg)
		处理量 Treating capacity (m³/h)	绝干量 Dried sludge (kg.ds/h)		滤带驱动机 (无段变速) Driving motor (fixed speed)	调理搅拌机 Disposal agitator motor	转鼓浓缩 Rotary drum thickener		L	W	H		
GB-500	500	3.0-5.2	45-78	63-84.5	1/2	1/4	1/4	有Yes	2600	1100	2500	2110X830	830
GB-750	750	4.5-7.5	68-113	63-84.5	1/2	1/4	1/4	有Yes	2600	1300	2600	2110X1080	1000
GB-1000	1000	6.5-10.5	98-158	63-84.5	1/2	1/2	1/2	有Yes	2900	1550	2600	2110X1330	1210
GB-1250	1250	7.5-12.5	113-188	63-84.5	1/2	1/2	1/2	有Yes	2900	1850	2700	2110X1580	1450
GB-1500	1500	9.5-16	143-240	63-84.5	1/2	3/4	1/2	有Yes	2900	2150	2800	2110X1830	1850
GB-1500L	1500	12-20.5	180-308	63-84.5	1	3/4	3/4	有Yes	3200	2150	2900	2580X1900	2200
GB-1750	1750	15-24.5	225-368	63-84.5	1	3/4	3/4	无None	3400	2450	2800	2580X2150	2450
GB-2000	2000	18-30	270-450	63-84.5	1	1	3/4	无None	3450	2700	3200	2580X2400	2850

转鼓浓缩/双滤带式GE系列（高浓度使用）
 Rotary drum thickening + double-belt type GE series
 (Suitable for high consistency)



剖面现为RC集水盘客户自理
 RC Construction Filtrate Collecting Tray(offered by client)



剖面现为RC集水盘客户自理
 RC Construction Filtrate Collecting Tray(offered by client)

性能规格配备及尺寸表
 Technical data & external dimensions of belt presses

型号 Model	滤带宽度 Belt width (mm)	进入浓度 Inlet consistency (S.S.1.5-2.5%) (需视污泥种类而定) (Depends on the slurry feature)		泥饼含水量 (%) (需视污泥种类而定) Water content's rate (Depends on the slurry feature)	使用功率 Power consumption (hp)			滤液下总排水盘 Lower collecting tray for pressed filtrate	外形参考尺寸 (订购前请索取实际安装尺寸图) External dimension (reference) (mm)			基座尺寸 Base dimension L1xW1 (mm)	参考重量 Reference weight (kg)
		处理量 Treating capacity (m ³ /h)	绝干量 Dried sludge (kg,ds/h)		滤带驱动机 (无段变速) Driving motor (fixed speed)	调理搅拌机 Disposal agitator motor	转鼓浓缩 Rotary drum thickener		L	W	H		
GE-750	750	7.0-12	105-180	60-84	1/2	1/2	1/2	有Yes	3200	1400	2600	2578X1142	1250
GE-1000	1000	9.5-15.5	143-233	60-84	1/2	3/4	1/2	有Yes	3350	1700	2700	2578X1392	1550
GE-1250	1250	12.5-20.5	188-308	60-84	1/2	3/4	3/4	有Yes	3400	1950	2800	2578X1642	1850
GE-1500	1500	18.5-30.5	278-458	60-84	1	1	3/4	无None	4250	2200	3200	3350X1920	2500
GE-1750	1750	21.5-35.5	323-533	60-84	1	1	3/4	无None	4350	2450	3300	3350X2170	2750
GE-2000	2000	24.5-41	368-615	60-84	1	1	3/4	无None	4600	2750	3300	3350X2440	3050
GE-2500	2500	32.5-54	488-810	60-84	2	3/4X2	3/4X2	无None	4700	3350	3300	3350X2940	3800
GE-2000L	2000	30-50	450-750	60-84	2	3/4X2	3/4X2	无None	5400	2850	3450	4065X2440	3900
GE-2500L	2500	38.5-64	578-960	60-84	3	1X2	3/4X2	无None	5500	3350	3700	4065X2940	4300
GE-3000	3000	47.5-80	713-1200	60-84	3	1X2	3/4X2	无None	5550	3850	3800	4065X3440	5100

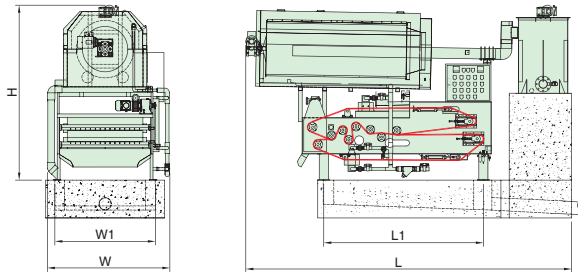


转鼓浓缩/双滤带式 GAH/GBH 系列 (低/中浓度使用) Rotary drum thickening+double-belt type GAH/GBH series (Suitable for low/middle consistency)

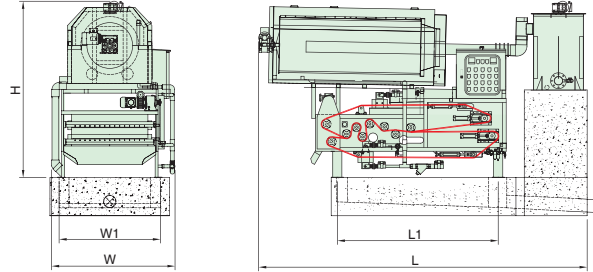
GAH



GBH



剖面现为RC集水盘客户自理
RC Construction Filtrate Collecting Tray (offered by client)



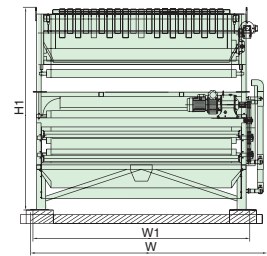

剖面现为RC集水盘客户自理
RC Construction Filtrate Collecting Tray (offered by client)

性能规格配备及尺寸表

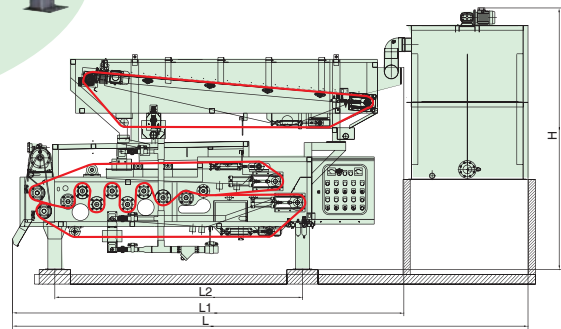
Technical data & external dimensions of belt presses

型号 Model	滤带宽度 Belt width (mm)	低浓度 (需视污泥种类而定) Low consistency (Depends on the slurry feature) (S.S.0.4-0.8%)		中浓度 (需视污泥种类而定) Middle consistency (Depends on the slurry feature) (S.S.0.8-1.5%)		泥饼含水量 (%) Water content's rate (Depends on the slurry feature)	使用功率 Power consumption (hp)			滤液下总排水盘 Lower collecting tray for pressed filtrate	外形参考尺寸 (订购前请索取实际安装尺寸图) External dimension (reference) (mm)			底座尺寸 Base dimension LxW1 (mm)	参考重量 Reference weight (kg)
		处理量 Treating capacity (m³/h)	绝干量 Dried sludge (kg.ds/h)	处理量 Treating capacity (m³/h)	绝干量 Dried sludge (kg.ds/h)		滤带驱动机 (无段变速) Driving motor (fixed speed)	调理搅拌机 (搭配静态搅拌管) Disposal agitator motor (collocate with static mixer)	转鼓浓缩 Rotary drum thickener		L	W	H		
GAH-1000	1000	8.5-12.5	35-70	7.0-8.5	56-105	68-85	1/2	1/4	3/4	无None	3600	1600	2400	1460X1354	1100
GAH-1250	1250	11-16	45-91	9.5-11	76-143	68-85	1/2	1/4	3/4	无None	3600	1850	2450	1460X1604	1350
GAH-1500	1500	13.5-20	55-112	11.5-13.5	92-173	68-85	1/2	1/4	3/4	无None	4070	2100	2450	1460X1854	1650
GAH-1500L	1500	18.5-26	75-147	15.5-18.5	124-233	68-85	1/2	1/2	3/4X2	无None	4250	2150	2450	2110X1900	2050
GAH-2000	2000	26-39	105-217	22.5-26	180-338	68-85	3/4	1/2	3/4X2	无None	4540	2780	2450	2110X2400	2480
GBH-1000	1000	13.5-17.5	55-112	10.5-13.5	84-158	65-85	1/2	1/4	3/4	无None	4035	1650	2350	2100X1330	1420
GBH-1250	1250	17.5-22.5	70-144	12.5-17.5	100-188	65-85	1/2	1/4	1	无None	4800	1860	2400	2100X1580	1680
GBH-1500	1500	21-27	85-172	16-21	128-240	65-85	1/2	1/2	3/4X2	无None	4210	2150	2440	2100X1830	2100
GBH-1500L	1500	27.5-35.5	110-228	20.5-27.5	164-308	65-85	1	1/2	3/4X2	无None	5030	2400	2500	2580X1900	2550
GBH-2000	2000	37.5-49	150-312	30-37.5	240-450	65-85	1	3/4	1X2	无None	5030	2650	2500	2580X2398	3150

滤带浓缩/双滤带式GB3系列（低/中浓度使用）
Gravity belt thickening+double-belt type GB3 series
(Suitable for low/middle consistency)



剖面现为RC集水盘客户自理
RC Construction Filtrate Collecting Tray (offered by client)



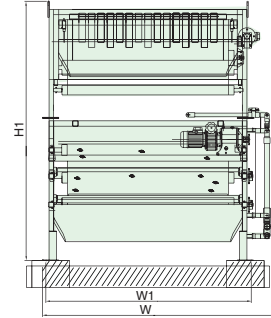
剖面现为RC集水盘客户自理
RC Construction Filtrate Collecting Tray (offered by client)

性能规格配备及尺寸表
Technical data & external dimensions of belt presses

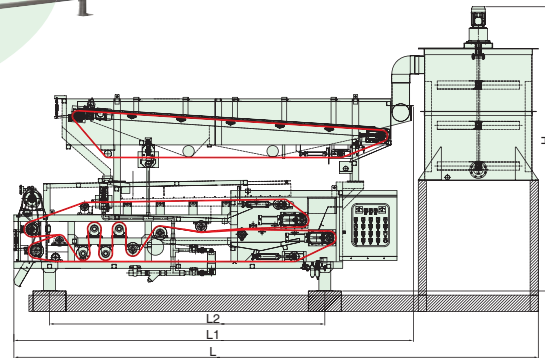
型号 Model	滤带宽度 Belt width (mm)	低浓度 (需视污泥种类而定) Low consistency (Depends on the slurry feature) (S.S.0.4-0.8%)		中浓度 (需视污泥种类而定) Middle consistency (Depends on the slurry feature) (S.S.0.8-1.5%)		泥饼含水量 (%) (需视污泥种类而定) Water content's rate (Depends on the slurry feature)	使用功率 Power consumption (hp)			滤液下总排水盘 Lower collecting tray for pressed filtrate	外形参考尺寸 (订购前请索取实际安装尺寸图) External dimension (reference) (mm)			基座尺寸 Base dimension L1xH1 (mm)	基座尺寸 Base dimension L2xW1 (mm)	参考重量 Reference weight (kg)
		处理量 Treating capacity (m³/h)	绝干量 Dried sludge capacity (kg.ds/h)	处理量 Treating capacity (m³/h)	绝干量 Dried sludge capacity (kg.ds/h)		滤带驱动机 (无段变速) Driving motor (fixed speed)	调理搅拌机 (搭配静态搅拌管) Disposal agitator motor(collocate with static mixer)	滤带浓缩 Gravity belt thickener		L	W	H			
GB3-750L	750	10.5-15	42-90	9.3-10.5	75-140	65-85	1/2	1/4	1/2	无None	4850	1400	2750	4050X2300	2580X1150	1450
GB3-1000L	1000	15-20	60-120	12.5-15	100-188	65-85	1/2	1/4	1/2	无None	4950	1650	2800	4050X2300	2580X1400	1650
GB3-1250L	1250	21-28	84-168	17.5-21	140-263	65-85	1/2	1/2	1/2	无None	5200	1900	2800	4100X2350	2580X1650	1850
GB3-1500L	1500	25-33	100-198	20.5-25	160-300	65-85	1	1/2	3/4	无None	5200	2150	2850	4150X2350	2580X1900	2150
GB3-1750	1750	30-39	120-234	24.5-30	196-368	65-85	1	1/2	3/4	无None	5400	2400	2900	4150X2400	2580X2150	2500
GB3-2000	2000	35-45	140-270	30-35	240-450	65-85	1	3/4	3/4	无None	5400	2650	2900	4200X2500	2580X2400	2900



滤带浓缩/双滤带式 GE3 系列（低/中浓度使用） Gravity belt thickening+double-belt type GE3 series (Suitable for low/middle consistency)



剖面现为RC集水盘客户自理
RC Construction Filtrate Collecting Tray (offered by client)




剖面现为RC集水盘客户自理
RC Construction Filtrate Collecting Tray (offered by client)

性能规格配备及尺寸表 Technical data & external dimensions of belt presses

型号 Model	滤带宽度 Belt width (mm)	低浓度 (需视污泥种类而定) Low consistency (Depends on the slurry feature) (S.S.0.4-0.8%)		中浓度 (需视污泥种类而定) Middle consistency (Depends on the slurry feature) (S.S.0.8-1.5%)		泥饼含水量 (%) (需视污泥种类而定) Water content's rate (Depends on the slurry feature)	使用功率 Power consumption (hp)			滤液下总排水盘 Lower collecting tray for pressed filtrate	外形参考尺寸 (订购前请索取实际安装尺寸图) External dimension (reference) (mm)			基座尺寸 L1xH1 (mm)	基座尺寸 L2xW1 (mm)	参考重量 Reference weight (kg)
		处理量 Treating capacity (m³/h)	绝干量 Dried sludge (kg,ds/h)	处理量 Treating capacity (m³/h)	绝干量 Dried sludge (kg,ds/h)		滤带驱动机 (无段变速) Driving motor (fixed speed)	调理搅拌机 (搭配静态搅拌管) Disposal agitator motor (collocate with static mixer)	滤带浓缩 Gravity belt thickener		L	W	H			
GE3-750	750	15-20	60-120	12-15	96-180	62-85	1/2	1/4	1/2	无None	4850	1600	3000	3900X2380	2580X1170	1500
GE3-1000	1000	19-25	76-150	15.5-19	124-233	62-85	1/2	1/4	1/2	无None	4900	1600	3000	3900X2380	2580X1420	1750
GE3-1250	1250	26-35	104-210	20.5-26	164-308	62-85	1/2	1/2	1/2	无None	4950	1850	3000	3900X2420	2580X1670	2050
GE3-1500	1500	38-50	152-300	30.5-38	244-458	62-85	1	3/4	3/4	无None	5800	2150	3250	4900X2420	3350X1920	2800
GE3-2000	2000	50-65	200-390	41-50	328-615	62-85	1	3/4	3/4	无None	6000	2600	3250	4900X2480	3350X2420	3350
GE3-2500	2500	65-85	260-510	54-65	432-810	62-85	2	3/4	1	无None	6200	3100	3300	5000X2500	3460X2940	4100
GE3-2000L	2000	60-80	240-480	50-60	400-750	62-85	2	3/4	1	无None	7000	2650	3400	5800X2600	4065X2440	4300
GE3-2500L	2500	75-100	300-600	64-75	512-960	62-85	3	3/4	1	无None	7200	3150	3450	5900X2600	4065X2940	4700
GE3-3000	3000	95-125	380-750	80-95	640-1200	62-85	3	3/4	2	无None	7200	3650	3550	5900X2600	4065X3440	5600

结构组成 Structure



机台主体结构

- 采用SUS304不锈钢材质，TIG补强焊制成型。结构组织坚固，耐化学性佳，不易腐蚀，使用寿命长。
- 结构本体喷刷两道面漆涂装，增加机台美观及加强防护功效。

Main Machine Structure

- Machine frame is made of SUS304, fabricated by TIG welding, which can make sure of strong structural rigidity. Stainless steel material provide strong resistance to chemical corrosion, machine life span is lengthened to maximum.
- Machine frame treated with two layers of surface painting, which provide good looking and protection to the machine.

马达机组

- 机台上传动马达均采用国际知名品牌，并荣获CE认证通过。
- 滤带驱动马达配合无段变速器或变频器，可依操作实际需求任意调整滤布行走速度。

Electric motors

- All electric motors on machine are international well-known brand, and with CE certification awarded to guarantee stability and quality.
- Belt drive motors incorporated with stepless speed variable gearbox or transducer, operating speed can be freely regulated as per request, make sure of maximum flexibility for applications.

压榨滚轮及轴承

- 滚轮结构采用SUS304高强度配管、心轴组成，油压挤配紧密配合后采用TIG耐磨焊材焊制，结构坚固绝不断裂。
- 轴承材质为SUJ2专用钢材制造，耐磨韧度高，使用寿命长。

Squeezing rollers & bearings

- Main structure of squeezing rollers are made of SUS304, roller shafts are coupled to roller bodies by TIG welding after hydraulic compressing. Thease can guarantee for strong structural force and prevent from cracking.
- All bearings are SUJ2 steel material, with high friction resistance, strong ductility, and long life.

调理槽

由底部注入污泥及高分子凝集剂（Polymer）经充分时间混凝搅拌后，形成易脱水结实之颗粒（Floc）。

Disposal tank

Sludge solution and polymer are injected to the bottom of disposal tank, and then completely mixed by agitator. Being reacted by polymer sludge becomes compact flocks which will be easier for dehydration.



转鼓筛网浓缩机

- 经调理胶羽后的污泥导入滤网中，经过旋转式重力脱水过滤浓缩，使分离水能迅速渗透滤带脱水，提高机器处理能力及缩短操作处理时间。
- 固液分离后的污泥组织稳定，不会发生漫流或侧溢情形，能提高后段滚轮压榨脱水效率，并降低泥饼含水率。（限GDR、GA、GB、GE、GAH、GBH）



Rotary drum type thickening system

- The sludge after flocculate conditioning is led to the filter, through rotary filter dehydration and gravity concentration, the separated water could rapidly infiltrate the filter. The handling capacity is improved, and the operation time is shortened.
- The sludge after solid-liquid separation at this time is stable. Side leakage will not happen. The press dehydration efficiency of the latter roller can improve and the moisture content of cake is lower. (For GDR, GA, GB, GE, GAH, GBH only)



污泥均配器

可将滤带之上污泥层分配成均一厚度，确保污泥压榨受力均匀，提升滤带使用寿命。（限GDR、GA、GB、GE、GAH、GBH）

Sludge spread guiding & arraying device

Sludge flocks are arrayed evenly on the central area of the filter-belt cloth by this device, meanwhile, it confirms the sludge squeezed evenly on the filter-belt with rollers and increases the life span of the filter belt. (For GDR, GA, GB, GE, GAH, GBH only)

滤布重力浓缩机

- 经调理胶羽后的污泥导入滤网上，经过一段自然重力脱水区过滤浓缩，使分离水能迅速渗透滤带脱水，同时由PVC梳泥器再次梳泥排水，均匀浓缩，均匀分布于滤带上。
- 固液分离后的污泥，可有效降低滤带透水负荷，此时泥团组织稳定，不会发生漫流或侧溢情形，能提高后段滚轮压榨脱水效率，并降低泥饼含水率。

Belt gravity type thickener

- The sludge after flocculate conditioning is led to the filter. After a period of natural gravity filtration and dehydration concentration, the separated water could rapidly infiltrate the filter. At the same time, PVC plows let sludge uniformly concentrate and distribute on the filter.
- The sludge after solid-liquid separation can effectively reduce the load of water filtration. The structure of the sludge at this time is stable, and side leakage will not happen. The press dehydration efficiency of the latter roller can improve and the moisture content of cake is lower. (For GB3, GE3 series only)



梳泥器

强迫分割滤布上的污泥层，可增加滤布之有效过滤面积，提升浓缩效率。（限GB3、GE3）

Plows

Forcing to segment the uniform distributed sludge, does increase the effective filter area of the filtercloth and improve the thickening effectiveness. (For GB3, GE3 series only)





冲洗装置 Flushing device



三点组合 Combination of three functions



刮泥板 Fender scratch

冲洗装置

- 本清洗系统在滤带再次回转到压滤作用区域前清洗滤布，能有效地保持滤带应有的透水性。降低滤饼含水率，增加滤带使用寿命，防止侧漏。
- 装配Y型过滤器，可将水中较大微粒子阻拦，方便清除，确保喷嘴清洗功能。

Flushing device

- This device cleans the belt when the belt is return to the filter press area. The permeability of the filter can be effectively kept. The moisture of sludge cake can be reduced, and life of filter can be increased. Side leakage can be prevented.
- To assemble Y type filter does screen the larger particle of slurry and easy to wash in order to ensure the wash function of nozzles.

三点组合

过滤空气中的水气；调整上、下滤布纠偏系统压力和张紧系统压力，设定在3-5kgf/cm²（一般纠偏压力大于张紧压力）；润滑空压管路及设备，减少设备磨损的发生。

Combination of three functions

To filter water vapor in the air; to adjust the system pressure of upper and lower filter system and tensioning pressure, at 3-5 kgf/cm² (in general, correcting pressure is higher than the tensioning pressure); to lubricate air pipeline and equipment, to reduce the incidence of wear.

刮泥板

将滤带上的污泥饼刮除，再经由泄泥导板引导脱离。在上下滤带处各有一片紧贴的刮刀，通过调整弹簧的拉伸力度来达到除净污泥的目的。

Fender scratch

To scrape the sludge cake, then sludge cake fall off through the guide plate. There is a scraper cling to each upper and lower belt. By adjusting the spring tension can scrape all sludge.



滤带 Filter belt



进口方向性立毛滤带 Fiber filter belt



滤带

材质为Polyester (P.E.S聚脂纤维)，滤水及耐化学性佳，使用寿命长。

Filter belts

Polyester-Material, with nice permeability and resistance to chemicals, with long life span when using normally.

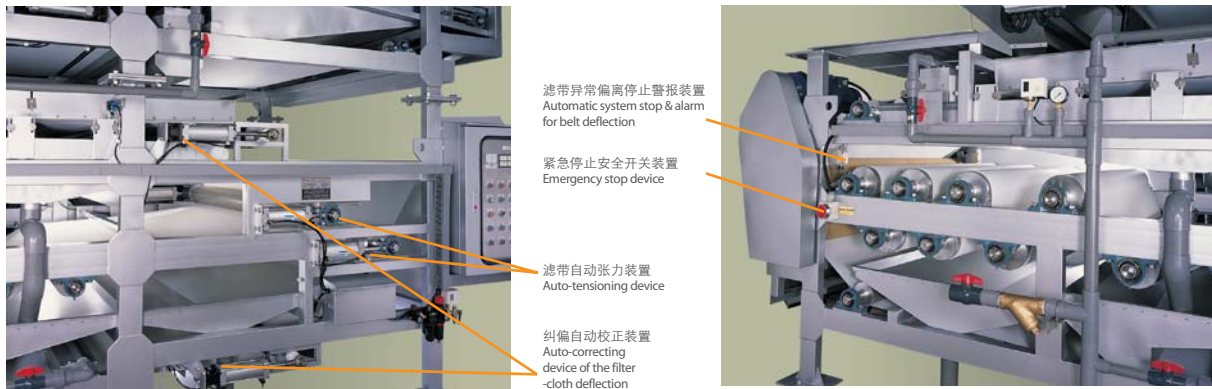
进口方向性立毛滤带（选购配备）

粗网目基布的开口率高，具有高透水特性。立毛纤维之高摩擦力，可有效拦阻污泥及聚集污泥并防止侧漏。对于难处理的含油污泥、粘性污泥、活性污泥等脱水效果显著。

Fiber filter belt (Option)

Open area percentage of the thick mesh kieb is high, and with high water percolation characteristic. The standing wool textile fiber is with high friction force, and could retain the sludge and the accumulation sludge effectively and prevent the side to leak. The dehydrated effect is remarkable for oiliness sludge (with difficult processes), stickiness sludge, active sludge.





滤带异常偏离停止警报装置
Automatic system stop & alarm
for belt deflection

紧急停止安全开关装置
Emergency stop device

滤带自动张力装置
Auto-tensioning device

纠偏自动校正装置
Auto-correcting
device of the filter
-cloth deflection

滤带自动张力装置

- 可依实际需求调整滤带张力大小，并配合特殊稳压功装置可确保泥饼含水率低。（GD1、GD2、GDR、GAN、GA系列无）
- 张力系统可自动切换使用，当停机时气缸缩回，并自动将滤带放松，减少滤带因长期承受张力作用而疲乏，保护延长滤带使用寿命。（GD1、GD2、GDR、GAN、GA系列无）

Auto-tensioning device

- Tension force could be adjusted according to operation conditions, and special pressure maintenance device is incorporated to guarantee for the lowest water contents of sludge cake. (none for GD1, GD2, GDR, GAN, GA series)
- Auto-tensioning device can automatically adjust the tension forces that exert on belts, when machine stop, air cylinders of the system will shrink to release their forces, so that the belts will not bear force in the meantime. Belts life span will be lengthened. (none for GD1, GD2, GDR, GAN, GA series)

纠偏自动校正装置

运用空压感应阀及气缸位移控制原理，将滤带规范于一定范围内运转，感应作动稳定，无漏电之虑，安全性最高。

Auto-correcting device of the filter-cloth deflection

Belts movement deflection is regulated by auto-correcting device which compose of several pairs of pneumatic sensor valves and the shifting of pneumatic cylinders. Belts are always kept within their normal positions with help of this system. All components of the system are made of high quality materials and designs, which can make sure of the sensor reactions and preventing from electric leakage.

滤带异常偏离停止警报装置

机台内侧两边配置微动极限开关，当滤带发生异常偏离情况时，本系统迅速切断电源，并警报指示。

Automatic system stop & alarm for belt deflection

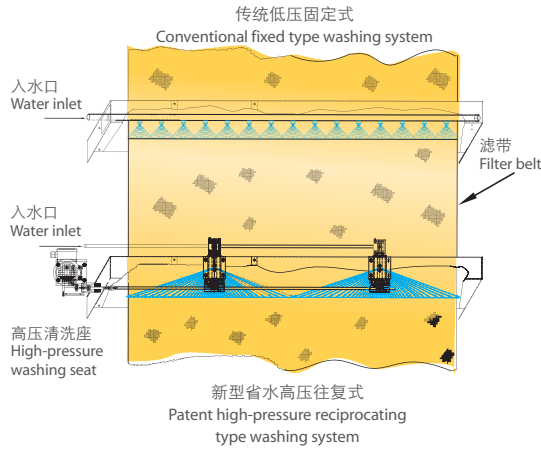
Micro-limit switches are fitted on both sides of the inside of machine configurations, when the filter with abnormal deviations occuring, the power of the system is quickly cut off, and will alert with sound.

紧急停止安全开关装置

遇有紧急事件时，按停止开关可迅速切断总电源，维护操作的安全需求，并减少机台损害程度。

Emergency stop device

In case of any emergency, system power can be shut-off by pressing the emergent stop button. which can assure least hurt to both machine and operators.



低压清洗座
Low-pressure washing seat



注油润滑器
Lubricating oil filler

最新型超省水高压往复清洗装置 (选购配备)

- 运用高压泵喷射水柱，对滤带作来回往复喷洗动作，以确保维持滤带透水功能及寿命，并降低泥饼含水率及增加处理效果。
- 彻底解决过去传统低压式固定高清洗水量诟病，并可节省相当庞大的后续回流处理费用。（请参考下列比较表）
- 在往复式系统结构上，装置注油润滑器，以确保系统使用寿命。

The newest super water saving, high-pressure reciprocating type device (Option)

- Making use of our patent high-pressure reciprocating type washing system to wash the filter-belt completely will maintain the permeability of the filter-belt, lengthen its life span and reduce the water content's rate of the sludge cake, and improve the treating effectiveness of the belt press.
- Using the conventional type washing system will have a lot of washing water, but our patent high-pressure reciprocating type washing system may substitute and solve the shortcomings of using the conventional type, meanwhile, save the huge cost of the treating recycling filtrate of post process. (please refer to the comparison sheet)
- Lubricating oil filler: can maintain the high-pressure reciprocating type washing system to run normally and increase its life span.

滤布清洗水量比较表

The filter-belt washing water consumption comparison sheet

传统低压固定式 (不含浓缩系统) Conventional fixed type washing system(not including thickening system)					新型高压往复式 (不含浓缩系统) Patent high-pressure reciprocating type washing system(not including thickening system)				
滤布宽度 Belt width (mm)	喷嘴型式 Nozzle type	清洗水压 Washing pressure (kg/cm ²)	喷嘴总量 Number of nozzles (Pcs)	总水量 Total water consumption (m ³ /h)	喷嘴型式 Nozzle type	清洗水压 Washing pressure (kg/cm ²)	喷嘴总量 Number of nozzles (Pcs)	总水量 Total water consumption (m ³ /h)	节省效率 Water saving percentage (%)
500	扇形Sector 65°	5	12	1.86	针形Needle 0°	20	4	0.85	55
750	扇形Sector 65°	5	18	2.79	针形Needle 0°	20	4	0.85	70
1000	扇形Sector 65°	5	25	3.87	针形Needle 0°	20	8	1.70	57
1250	扇形Sector 65°	5	31	4.80	针形Needle 0°	20	8	1.70	65
1500	扇形Sector 65°	5	38	5.88	针形Needle 0°	20	8	1.70	72
1750	扇形Sector 65°	5	44	6.81	针形Needle 0°	20	12	2.55	63
2000	扇形Sector 65°	5	51	7.89	针形Needle 0°	20	12	2.55	68
2500	扇形Sector 65°	5	64	9.91	针形Needle 0°	20	16	3.40	66
3000	扇形Sector 65°	5	77	11.92	针形Needle 0°	20	16	3.40	72

备注：喷嘴耗水量可依处理不同种类之污泥加以调整。

Remark: The water consumption of the above nozzles may be adjusted by the different sludge.



各机型配备说明

The description of the various model's functions and accessories

注 Remark: √ 有 Yes ● 可选购 Available × 不可选购 Unavailable

说明Description		机型Model	GD1/GD2/GDR	GA/GAN/GAH	GB/GBH/GB3	GE/GE3	
标准配备 Standard Accessories	主体不锈钢SUS304材质制造 Main Structure Made of Stainless Steel SUS304		√	√	√	√	
	滤带（组装机台上） Filter-Belt(Installed on Machine)		√	√	√	√	
	调理槽（含搅拌机） Disposal or Mixing Tank (Including Agitator)		√	√	√	√	
	电控箱（组装机台上） Control Panel (Installed on Machine)		√	√	√	√	
	前段浓缩系统 Pre-Thickening System		GD1/GD2 无None	GAN 无None	√	√	
	保养手册/保固书 Operation & Maintenance Manual/ Product Certificate		√	√	√	√	
	主体修改为不锈钢SUS316/316L或碳钢材质制造 Main Structure Made of Stainless Steel SUS316/316L or Carbon Steel		×	● 限GA/GAH For GA/GAH only	●	●	
	超省水高压往复泵式清洗系统 Super Water Saving, High-Pressure Reciprocating type Washing System		×	● 限GA/GAH For GA/GAH only	●	●	
功能升级 Function Upgrade	滤带自动张紧系统 Filter-Belt Auto-Tensioning System		×	● 限GA/GAH For GA/GAH only	标配 Standard Accessories	标配 Standard Accessories	
	电器元件指定品牌/PLC程式控制/人机界面 Appointed Brand Electric Parts/PLC.Control/Man-Machine Monitor Touch Interface		×	×	●	●	
	喷嘴自清系统 Self-Brushing System for Nozzles		×	×	●	●	
	中央集中式润滑系统 Central Oil-supply Lubricating Device		×	×	●	●	
	安全防护网 Machine Outside Safekeeping Net 紧急停止安全拉绳 Emergency Stop Pull-Rope 集气罩 Waste Air Collecting Device		×	×	●	●	
	滤带变频调速 Frequency Convertor Adjusting Device 滤带断裂侦测 Belt Broken-down Detective Device 滤带速度显示 Monitor of Belt Driving Speed		×	×	●	●	
	选购配备 Optional Accessories	空气压缩机 Air Compressor		×	●	●	●
		清洗泵浦 Washing Pump		●	●	●	●
		污泥输送泵 Sludge Pump		●	●	●	●
		絮凝剂加药泵 Polymer Solution Dosing Pump		●	●	●	●
絮凝剂溶解泡药机（或搅拌机/储存桶） Polymer Solution Automatic Dispensing Dissolvers (or Agitator / Storage Tank)			●	●	●	●	
滤液回流泵（视机台放置情形而定选用） Filtrate Recycling Pump (Depend on the Positioning condition of the Machine)			●	●	●	●	
泥饼螺旋输送机 Screw Conveyor for Sludge Cake			×	●	●	●	
周边附属设备 Peripheral Equipments							

若需求上列选购配备,请另洽谈。 If the above optional accessories needed,pls inquiry us.
本公司保留设计变更之权利。 GSD will reserve the right of design modification.



川源（中国）机械有限公司
GSD Industrial Co.,Ltd.

免费咨询电话

800-820-1977

本型录内容如有变更,恕不另行通知。
We reserve the right to change content without notice.



GreatOrientalTrading
www.gotrading.co.th

@gotrading

GreatOrientalTrading

097-3619703