

Ref. : VG 3470-00.pas

Rev. : B

Date : 04/02/2011

Page : 1/2

KNIFE GATE VALVE WITH HANDWHEEL CAST IRON BODY

VG 3470-00




ROBINETTERIE INDUSTRIELLE ET ACCESSOIRES
INDUSTRIAL VALVES AND ACCESSORIES

APPLICATION

General use : Pulp production, water, water treatment, waste water, chemical industry (powdery or crystallizing products), wine-producing, pulverized products (cement work, pneumatic transport, stocking).

GENERAL CHARACTERISTICS

Range : from DN 50 to DN 600.
Function ON/OFF or regulation.
Wafer threaded mounting according to standard JIS10K.
Unidirectional tightness, direction indication thanks to the arrow on the body.
Small retention zone: the gate is guided in the body and has little clearance.
Gland assembly: packing and O-ring (same materials as seat joint) to assure the elasticity and decrease the operating torque.
Small head loss. Possibility to regulate thick fluids with the adaptation of a diaphragm ring.



CONSTRUCTION

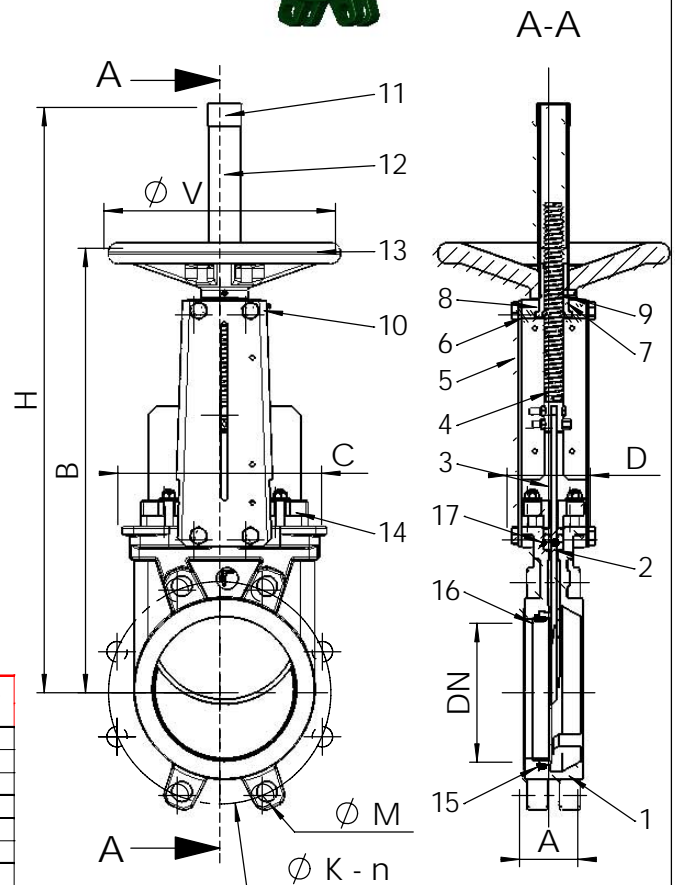
17	1	O-Ring	Nitril	
16**	1	Support ring	Stainless steel 316	DIN: X5CrNiMo18 10 ASTM: A 182 AISI 316 BS: 970 316 S16
15**	1	Gasket	Nitril	
14	1	Packing gland	Aluminium (DN 50-450) Steel (DN 500-600)	
13	1	Handwheel	Cast iron EN-GJL-250	DIN: GG25 ASTM: A48 class 40B BS: 1452 Grade 250
12	1	Protection tube	Steel	
11	1	Cap	Plastic	
10	1	Greaser	Stainless steel	
9	1	Stop screw	Stainless steel	
8	1	Nut	Bronze	
7	1	Friction washer	Bronze	
6	1	Nut support	Zinc steel	
5*	2	Support plate	Steel + epoxy	
4	1	Stem	Stainless steel 13%Cr	
3	1	Gate	Stainless steel X5CrNi 18-10	DIN: X5CrNi18 10 ASTM: A 182 AISI 304 BS: 1449-2 304 S15
2	2	Packing	PTFE	
1	1	Body	Cast iron EN-GJL-250	DIN: GG25 ASTM: A48 class 40B BS: 1452 Grade 250
Pos.	Qty.	Description	Material	

* Pre-shaped parts up to DN 300.

**Missing parts on metal / metal tightness.

DIMENSIONS

DN		A	B	C	D	Ø V	H	Ø K	n	Ø M	Weight (kg)
mm	inch										
50	2"	40	283	124	83	200	348	120	4	4 x M16	7,5
65	2 1/2"	40	308	139	83	200	388	140	4	4 x M16	9,0
80	3"	50	333	154	83	200	413	150	8	4 x M16	10,0
100	4"	50	378	174	83	200	488	175	8	4 x M16	11,5
125	5"	50	423	189	93	250	564	210	8	4 x M20	15,5
150	6"	60	474	220	93	250	635	240	8	4 x M20	18,5
200	8"	60	593	275	108	310	809	290	12	8 x M20	35,0
250	10"	70	685	326	108	310	946	355	12	8 x M22	47,0
300	12"	70	792	380	108	310	1118	400	16	10 x M22	61,0
350	14"	96	900	438	290	500	1282	445	16	10 x M22	117
400	16"	100	978	494	290	500	1441	510	16	10 x M24	151
450	18"	106	1105	547	290	500	1587	565	20	14 x M24	187
500	20"	110	1215	613	290	500	1809	620	20	14 x M24	205
600	24"	110	1418	716	290	500	2060	730	24	16 x M30	292



GreatOrientalTrading
www.gottrading.co.th



@gottrading GreatOrientalTrading



097-3619703

5, impasse Pascal - Z.I. - BP 177 - 69686 CHASSIEU Cedex - FRANCE
Tél. +33 (0) 4 72 79 05 79 - Fax +33 (0) 4 78 90 19 19 / +33 (0) 4 72 79 05 70
E-mail : tecofi@tecofi.fr - Service commercial / Sales dep. : sales@tecofi.fr - www.tecofi.fr

Ref. : VG 3470-00.pas

Rev. : B

Date :04/02/2011

Page : 2/2

KNIFE GATE VALVE WITH HANDWHEEL CAST IRON BODY

VG 3470-00



ROBINETTERIE INDUSTRIELLE ET ACCESSOIRES
INDUSTRIAL VALVES AND ACCESSORIES

WORKING CONDITIONS

Maximum working pressure :


DN 50-250 : 10 bar.

DN 300-450 : 7 bar.

DN 500-600 : 4 bar.

Maximum temperature : -10°C / + 80°C (Standard tightness)

Others materials on request (if marked)	Maximum temperature	
Metal / metal	T max : -10°C / +200°C.	<input type="checkbox"/>
White NBR	T max : -10°C / +80°C.	<input type="checkbox"/>
EPDM	T max : -20°C / +130°C.	<input type="checkbox"/>
Silicone	T max : -20°C / +170°C.	<input type="checkbox"/>
FPM (Type Viton®)	T max : -10°C / +170°C.	<input type="checkbox"/>
PTFE	T max : +4°C / +170°C.	<input type="checkbox"/>
CSM (Type Hypalon®)	T max : +4°C / +80°C.	<input type="checkbox"/>



Standard
tightness



Tightness
metal/metal

STANDARDS

Manufacture according to the requirements of the European directive 97/23/CE «Equipments under pressure» : category III modulate H.

On request : Product in accordance to european directive "Potentially explosive atmospheres" N° 94/9/EC : ATEX II 2 GD c and ATEX II 3 GD c.

Test procedures are established according to standards EN 12266-1, DIN 3230, BS 5154 and ISO 5208.

Connections between flanges according to standard JIS10K

Ref. : VG 3470-03.pas

Rev. : B

Date : 04/02/2011

Page : 1/2

KNIFE GATE VALVE WITH DOUBLE ACTING PNEUMATIC ACTUATOR

VG 3470-03



ROBINETTERIE INDUSTRIELLE ET ACCESSOIRES
INDUSTRIAL VALVES AND ACCESSORIES

APPLICATION

General use : Pulp production, water, water treatment, waste water, chemical industry (powdery or crystallizing products), wine-producing, pulverized products (cement work, pneumatic transport, stocking).

GENERAL CHARACTERISTICS

Function ON/OFF or regulation.
Wafer threaded mounting according to standard JIS10K.
Unidirectional tightness, direction indication thanks to the arrow on the body.
Small retention zone: the gate is guided in the body and has little clearance.
Gland assembly: packing and O-ring (same material as seat joint) to assure the elasticity and decrease the operating force.
Small head loss.
Possibility to regulate thick fluids the adaptation of a diaphragm ring .

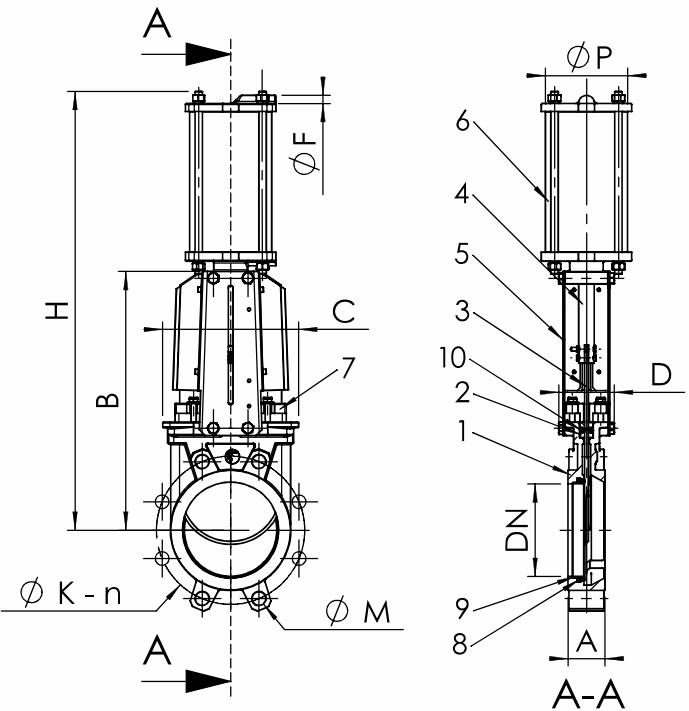

CONSTRUCTION

11	2	Protection plate	Stainless steel 304	DIN : X5CrNi 18-10 ASTM : AISI 304 BS : 304 S15
10	1	O-ring	Nitril	
9**	1	Support ring	Stainless steel 316	DIN : X5CrNiMo18 10 ASTM : A 182 AIS 3 16 BS : 316 S16
8**	1	Gasket	Nitril	
7	1	Packing gland	Aluminium DN50-450 Steel DN500-600	
6	1	Pneumatic actuator	Aluminium	
5*	2	Support plate	Steel + epoxy	
4	1	Stem	Stainless steel 13%Cr	
3	1	Knife gate	X5CrNi 18-10	DIN : X5CrNi 18-10 ASTM : AISI 304 BS : 304 S15
2	2	Packing	PTFE	
1	1	Body	EN-GJL-250	DIN : GG 25 ASTM : A48 class 40B BS : 1452 Grade 250
Pos.	Qty.	Description	Material	

* Pre-shaped parts up to DN 300.
** Missing parts on metal / metal tightness.

DIMENSIONS

DN		A	B	C	D	Ø F	Ø P	H	Ø K	n	Ø M	Weight (kg)
mm	inch											
50	2"	40	240	124	83	1/4"	80	412	120	4	4 x M16	7,5
65	2 1/2"	40	265	139	83	1/4"	80	458	140	4	4 x M16	7,8
80	3"	50	290	154	83	1/4"	80	502	150	8	4 x M16	8,4
100	4"	50	335	174	83	1/4"	100	562	175	8	4 x M16	12,5
125	5"	50	373	189	93	1/4"	125	642	210	8	4 x M20	16,4
150	6"	60	424	220	93	1/4"	125	718	240	8	4 x M20	20,5
200	8"	60	533	275	108	1/4"	160	882	290	12	8 x M20	35,8
250	10"	70	625	326	108	1/4"	200	1044	355	12	8 x M22	52
300	12"	70	732	380	108	1/4"	200	1164	400	16	10 x M22	72
350	14"	96	835	438	290	3/8"	250	1362	445	16	10 x M22	129
400	16"	100	945	494	290	3/8"	250	1542	510	16	10 x M24	144
450	18"	106	1040	547	290	3/8"	250	1677	565	20	14 x M24	177
500	20"	110	1150	613	290	1/2"	382	1839	620	20	14 x M24	260
600	24"	110	1354	716	290	1/2"	382	2145	730	24	16 x M30	341



Ref. : VG 3470-03.pas

Rev. : B

Date :04/02/2011

Page : 2/2

KNIFE GATE VALVE WITH DOUBLE ACTING PNEUMATIC ACTUATOR

VG 3470-03



ROBINETTERIE INDUSTRIELLE ET ACCESSOIRES
INDUSTRIAL VALVES AND ACCESSORIES

WORKING CONDITIONS

Maximum working pressure : DN 50-250 : 10 bar
DN 300-450 : 7 bar
DN 500-600 : 3 bar
DN 700-1200 : 2 bar

Maximum temperature : -10°C / +80°C

Others materials on request (If marked)	Maximum temperature	
Metal / metal	T max : -10°C / +200°C.	<input type="checkbox"/>
White NBR	T max : -10°C / +80°C.	<input type="checkbox"/>
EPDM	T max : -20°C / +130°C.	<input type="checkbox"/>
Silicone	T max : -20°C / +170°C.	<input type="checkbox"/>
FPM (Type Viton®)	T max : -10°C / +170°C.	<input type="checkbox"/>
PTFE	T max : +4°C / +170°C.	<input type="checkbox"/>
CSM (Ttype Hypalon®)	T max : +4°C / +80°C.	<input type="checkbox"/>



Standard tightness



Tightness metal/metal

STANDARDS

Manufacture according to the requirements of the European directive 97/23/CE «Equipments under pressure» : category III modulate H. (DN50 - 600)

On request : Product in accordance to european directive

"Potentially explosive atmospheres" N° 94/9/EC :

ATEX II 2 GD c and ATEX II 3 GD c.

Test procedures are established according to standard

EN 12266-1, DIN 3230, BS 5154 and ISO 5208.

Connections according to standard JIS10K.

Ref. : VG 6470-00.pas

Rev. : B

Date : 04/02/2011

Page : 1/2

KNIFE GATE VALVE WITH HANDWHEEL

VG 6470-00



ISO 9001 : 2000

Certifié par



ROBINETTERIE INDUSTRIELLE ET ACCESSOIRES
INDUSTRIAL VALVES AND ACCESSORIES

APPLICATION

General use : Pulp production, water, water treatment, waste water, chemical industry (powdery or crystallizing products), wine-producing, pulverized products (cement work, pneumatic transport, stocking).

GENERAL CHARACTERISTICS

Range : from DN 50 up to DN 600.
Function ON/OFF or regulation.
Wafer threaded mounting according to standard JIS10K.
Unidirectional tightness, direction indication thanks to the arrow on the body.
Small retention zone: the gate is guided in the body and has little clearance.
Gland assembly: packing and O-ring (same material as seat joint) to assure the elasticity and decrease the operating torque.
Small head loss.
Possibility to regulate thick fluids the adaptation of a diaphragm ring .



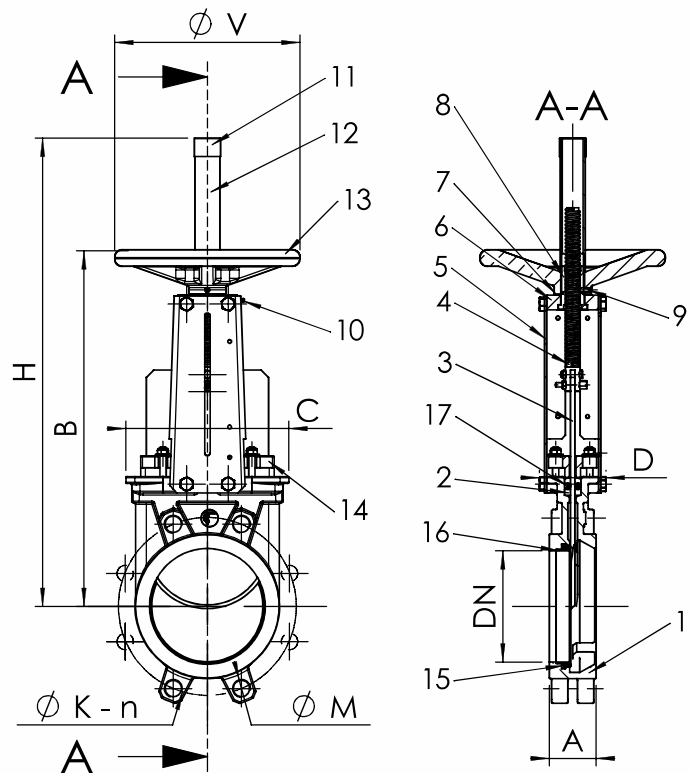
CONSTRUCTION

17	1	O-Ring	EPDM	
16**	1	Support ring	Stainless steel 316	DIN : X5CrNiMo18 10 ASTM : A 182 AISI 316 BS : 316 S16
15**	1	Gasket	EPDM	
14	1	Packing gland	Stainless steel	DIN : G-X6CrNiMo18 10 ASTM : A 351 grade CF8M BS : 316 C16
13	1	Handwheel	Cast iron EN-GJL-250	DIN : GG25 ASTM : A 48 class 40B BS : 1452 grade 250
12	1	Protection tube	Steel	
11	1	Cap	Plastic	
10	1	Greaser	Stainless steel	
9	1	Stop screw	Stainless steel	
8	1	Nut support	Bronze	
7	1	Friction washer	Bronze	
6	1	Nut support	Zinc steel	
5*	2	Support plate	Steel + epoxy	
4	1	Stem	Stainless steel 13%Cr	
3	1	Gate	Stainless steel X5CrNiMo 17-12-2	DIN : X5CrNiMo18 10 ASTM : A 182 AISI 316 BS : 1449-2 316 S16
2	2	Packing	PTFE	
1	1	Body	Stainless steel GX5CrNiMo 19-11-2	DIN : G-X6CrNiMo18 10 ASTM : A 351 grade CF8M BS : 316 C16
Pos.	Qty.	Description	Material	

* Pre-shaped parts up to DN 300.
** Missing parts on metal / metal tightness

DIMENSIONS

DN		A	B	C	D	ØV	H	ØK	n	ØM	Weight (kg)
mm	inch										
50	2"	40	283	124	83	200	348	120	4	4 x M16	7,5
65	2 1/2"	40	308	139	83	200	388	140	4	4 x M16	8,8
80	3"	50	333	154	83	200	413	150	8	4 x M16	9,4
100	4"	50	378	174	83	200	488	175	8	4 x M16	11,5
125	5"	50	423	189	93	250	564	210	8	4 x M20	15,4
150	6"	60	474	220	93	250	635	240	8	4 x M20	18,5
200	8"	60	593	275	108	310	809	290	12	8 x M20	34,8
250	10"	70	685	326	108	310	946	355	12	8 x M22	47,0
300	12"	70	792	380	108	310	1118	400	16	10 x M22	61,0
350	14"	96	900	438	290	500	1282	445	16	10 x M22	117,0
400	16"	100	978	494	290	500	1441	510	16	10 x M24	151,0
450	18"	106	1105	547	290	500	1587	565	20	14 x M24	187,0
500	20"	110	1215	613	290	500	1809	620	20	14 x M24	205,0
600	24"	110	1418	716	290	500	2060	730	24	16 x M30	292,0



Ref. : VG 6470-00.pas

Rev. : B

Date : 04/02/2011

Page : 2/2

KNIFE GATE VALVE WITH HANDWHEEL

VG 6470-00



ROBINETTERIE INDUSTRIELLE ET ACCESSOIRES
INDUSTRIAL VALVES AND ACCESSORIES

WORKING CONDITIONS

Maximum working pressure : DN 50-250 : 10 bar
DN 300-450 : 7 bar
DN 500-600 : 4 bar

Maximum temperature : -20°C / +130°C (standard tightness).

Others materials on request (If marked)	Maximum temperature	
Metal / metal	T max : -10°C / +200°C.	<input type="checkbox"/>
NBR	T max : -10°C / +80°C.	<input type="checkbox"/>
White EPDM	T max : -20°C / +130°C.	<input type="checkbox"/>
Silicone	T max : -20°C / +170°C.	<input type="checkbox"/>
FPM (Type Viton®)	T max : -10°C / +170°C.	<input type="checkbox"/>
PTFE	T max : +4°C / +170°C.	<input type="checkbox"/>
CSM (Type Hypalon®)	T max : +4°C / +80°C.	<input type="checkbox"/>



Standard tightness



Metal-metal tightness

STANDARDS

Manufacture according to the requirements of the European directive 97/23/CE «Equipments under pressure» : category III modulate H.

On request : Product in accordance to european directive "Potentially explosive atmospheres" N° 94/9/EC: ATEX II 2 GD c and ATEX II 3 GD c.

Test procedures are established according to standard EN 12266-1, DIN 3230, BS 5154 and ISO 5208
Connections according to standard JIS10K

Ref. : VG 6470-03.pas

Rev. : B

Date : 04/02/2011

Page : 1/2

KNIFE GATE VALVE WITH DOUBLE ACTING PNEUMATIC ACTUATOR

VG 6470-03



ROBINETTERIE INDUSTRIELLE ET ACCESSOIRES
INDUSTRIAL VALVES AND ACCESSORIES

APPLICATION

General use : Pulp production, water, water treatment, waste water, chemical industry (powdery or crystallizing products), wine-producing, pulverized products (cement work, pneumatic transport, stocking).

GENERAL CHARACTERISTICS

Function ON/OFF or regulation.
Wafer threaded mounting according to standard JIS10K.
Unidirectional tightness, direction indication thanks to the arrow on the body.
Small retention zone: the gate is guided in the body and has little clearance.
Gland assembly: packing and O-ring (same material as seat joint) to assure the elasticity and decrease the operating force.
Small head loss.
Possibility to regulate thick fluids the adaptation of a diaphragm ring .

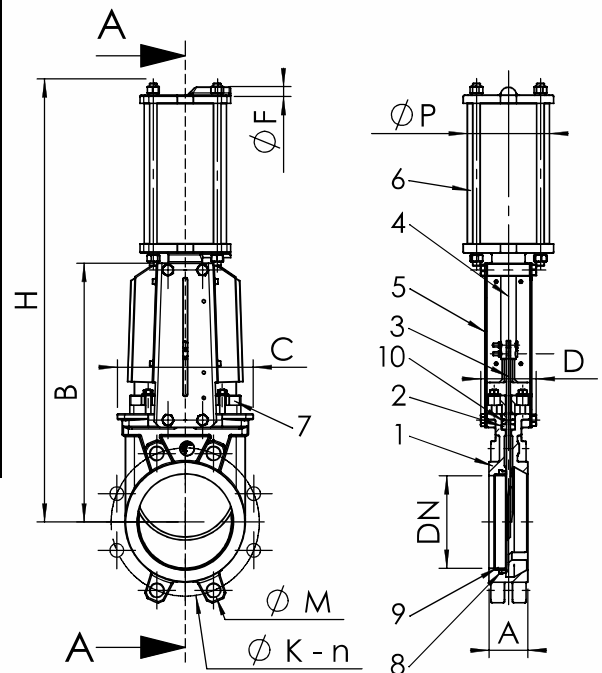
CONSTRUCTION

11	2	Protection plate	Stainless steel 304	DIN : X5CrNi 18-10 ASTM : AISI 304 BS : 304 S15
10	1	O-ring	EPDM	
9**	1	Support ring	Stainless steel 316	DIN : X5CrNiMo18 10 ASTM : A 182 AIS 3 16 BS : 316 S16
8**	1	Gasket	EPDM	
7	1	Packing gland	Stainless steel	
6	1	Pneumatic actuator	Aluminium	
5*	2	Support plate	Steel + epoxy	
4	1	Stem	Stainless steel 13%Cr	
3	1	Knife gate	Stainless steel X5CrNiMo 17-12-2	DIN : X5CrNi 18-10 ASTM : AISI 304 BS : 304 S15
2	2	Packing	PTFE	
1	1	Body	Stainless steel GX5CrNiMo 19-11-2	DIN : G-X6CrNiMo18 10 ASTM : A 351 Grade CF8M BS : 316 C16
Pos.	Qty.	Description	Material	

* Pre-shaped parts up to DN 300.
** Missing parts on metal-metal tightness.

DIMENSIONS

DN		A	B	C	D	Ø F	Ø P	H	Ø K	n	Ø M	Weight (kg)
mm	inch											
50	2"	40	240	124	83	1/4"	80	412	120	4	4 x M16	7,5
65	2 1/2"	40	265	139	83	1/4"	80	458	140	4	4 x M16	7,8
80	3"	50	290	154	83	1/4"	80	502	150	8	4 x M16	8,4
100	4"	50	335	174	83	1/4"	100	562	175	8	4 x M16	12,5
125	5"	50	373	189	93	1/4"	125	642	210	8	4 x M20	16,4
150	6"	60	424	220	93	1/4"	125	718	240	8	4 x M20	20,5
200	8"	60	533	275	108	1/4"	160	882	290	12	8 x M20	35,8
250	10"	70	625	326	108	1/4"	200	1044	355	12	8 x M22	52,0
300	12"	70	732	380	108	1/4"	200	1164	400	16	10 x M22	72,0
350	14"	96	835	438	290	3/8"	250	1362	445	16	10 x M22	129,0
400	16"	100	945	494	290	3/8"	250	1542	510	16	10 x M24	144,0
450	18"	106	1040	547	290	3/8"	250	1677	565	20	14 x M24	177,0
500	20"	110	1150	613	290	1/2"	382	1839	620	20	14 x M24	260,0
600	24"	110	1354	716	290	1/2"	382	2145	730	24	16 x M30	341,0



Ref. : VG 6470-03.pas

Rev. : B

Date : 04/02/2011

Page : 2/2

KNIFE GATE VALVE WITH DOUBLE ACTING PNEUMATIC ACTUATOR

VG 6470-03



ROBINETTERIE INDUSTRIELLE ET ACCESSOIRES
INDUSTRIAL VALVES AND ACCESSORIES

WORKING CONDITIONS

Maximum working pressure : DN 50-250 : 10 bar
DN 300-450 : 7 bar
DN 500-600 : 3 bar
DN 700-1200 : 2 bar

Maximum temperature : -20°C / +130°C (Standard tightness)

Others materials on request (If marked)	Maximum temperature	
Metal / metal	T max : -10°C / +200°C.	<input type="checkbox"/>
NBR	T max : -10°C / +80°C.	<input type="checkbox"/>
White EPDM	T max : -20°C / +130°C.	<input type="checkbox"/>
Silicone	T max : -20°C / +170°C.	<input type="checkbox"/>
FPM (Type Viton®)	T max : -10°C / +170°C.	<input type="checkbox"/>
PTFE	T max : +4°C / +170°C.	<input type="checkbox"/>
CSM (Type Hypalon®)	T max : +4°C / +80°C.	<input type="checkbox"/>



Standard tightness



Tightness metal/metal

STANDARDS

Manufacture according to the requirements of the European directive 97/23/CE «Equipments under pressure» : fluids category III modulate H. (DN50-450)
On request : Product in accordance to european directive "Potentially explosive atmospheres" N° 94/9/EC : ATEX II 2 GD c and ATEX II 3 GD c.
Test procedures are established according to standard EN 12266-1, DIN 3230, BS 5154 and ISO 5208.
Connections according to standard JIS10K.